



NRG70

70mm PVCu Casement Window



STANDARD



6-chamber profile

OPTIONAL



Chamfered bead

OPTIONAL



Sculptured bead

Platinum[®]
NRG

www.platinumnrg.co.uk

NRG70 WINDOW

Platinum[®]
NRG

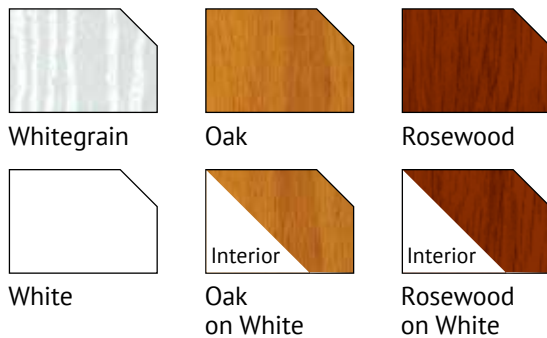
HARDWARE OPTIONS




STANDARD FINISHES

A select range of hardware finishes are available to suit contemporary or traditional installations.

PlatinumNRG[®] Chamfered



PlatinumNRG[®] Sculptured



OPTIONAL FINISHES

A wide range of woodgrain and coloured foil options are available for either or both internal and external faces or even differing frames and sashes.




Easy-Clean Hinges



The Easy-Clean hinges enable the sash to be opened at 90 degrees



By pressing down on the purple button, the sash is released and can slide along its hinge runner



This now gives access to the front of the sash from indoors for cleaning.

NRG70 WINDOW

ROLLER KEEPS



Bi-directional roller locks and their corresponding keeps use two slots to allow for a secure night ventilation latch position.

HANDLE



A choice of stylish key-lockable handles in a variety of colours can be specified.

ROLLER LOCK



Bi-directional roller locks slide outwards into their respective keeps.

SHOOTBOLTS



Each sash incorporates shootbolts at each end for increased security.

TOP HUNG HINGE



Top hung sashes have stainless-steel friction stays as standard.

PULL-IN BLOCK



Optimises compression on the window seals when closing

OPTIONAL HINGE BOLT



For complete multi-point locking


Platinum[®]
NRG

NRG70 WINDOW



SCULPTURED PROFILE

A section through our sculptured profile



GLOSS FINISH

Polished finish reduces cleaning and maintenance and retains a cleaner look for longer helping resist airborne pollutants and moulds

HIGH TECHNOLOGY

High-tech 6-chamber design intelligently uses structural PVCu for high strength in both the sash and the frame

CHAMFERED or SCULPTURED

A choice of either a modern chamfered profile or a more traditional sculptured profile

CHOICE OF FINISHES

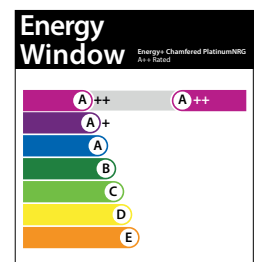
A selection of standard colours or an extensive range of pre-finished foils are available

100% LEAD FREE PVCu

Completely free of poisonous lead stabilisers

ENERGY EFFICIENCY

PlatinumNRG is one of the best performing products on the market, taking full advantage of the increased thermal efficiency offered by its six chamber profile.



Reg. No.: 4938 M060
Review Date: 12/2015
Please visit www.bfrc.org to check the validity of this license.

This label is not a liability requirement. It is a voluntary label provided as a customer service to other consumers to make informed decisions on the performance of competing products.
© Only to be produced by permission of BFRC Ltd.





flushSASH

Timber Alternative 70mm PVCu Casement Window



Platinum[®]
NRG

STANDARD



6-chamber profile

www.platinumnrg.co.uk



WHITE

BLACK

BRIGHT
CHROME

GOLD

ANTIQUE
BLACK

GRAPHITE

BRIGHT
BRONZE

ANTHRACITE

A select range of hardware finishes are available to suit contemporary or traditional installations.

STANDARD FINISHES

PlatinumNRG CHAMFERED



Whitegrain



Oak



Rosewood



Oak
on White



Rosewood
on White


PlatinumNRG SCULPTURED



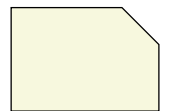
Rosewood



Oak



Black



Cream



Rosewood
on White



Oak
on White



Black
on White



Whitegrain

ADDITIONAL HARDWARE OPTIONS



Modern
Monkey-tail
Handle

Modern
Tear-drop
Handle


Traditional
Monkey-tail
Handle

Traditional
Tear-drop
Handle



OPTIONAL FINISHES

A wide range of woodgrain and coloured-foil options are available for either or both faces or even differing frames and sashes.



Monkey-tail 'dummy' peg-and-stay

flushSASH



Fusion-welded or optional mechanically-jointed frame

Ultra-low profile glazing gasket means the gasket is almost invisible

Heavy-duty friction stays for top-hung windows.
Heavy-duty easy-clean/ fire escape friction stays for side-hung windows

High security, multi-point locking system comprising of roller-cam bolts, twin shoot-bolts and optional hinge bolts

Contemporary or Traditional handles available in a choice of finishes

A choice of either black, white or grey, warm edge spacer bar

High-impact modified PVCu to prevent cracking with age or extreme cold

Internally glazed for enhanced security

Double-glazed unit uses clear SGG Planitherm TOTAL+ energy glass, to achieve maximum amounts of incoming light, and an 'A' Energy Rating

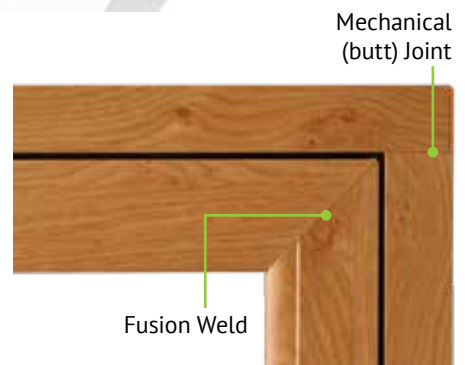
PLEASE NOTE: Due to the design of the flushSASH system, the sashes do not have a night-vent position



Optional **deep bottom rail** recreates the wider timber used across the bottom of the sash on older windows

Standard fusion-welded sash works seamlessly with the optional mechanically-jointed outer frame

Optional Mechanical (butt) Joint




Mechanical (butt) Joint

Fusion Weld

**Platinum**[®]
NRG


STANDARD EASY-CLEAN HINGES



The Easy-Clean hinges enable the sash to be opened at 90 degrees



By pressing down on the purple button, the sash is released and can slide along its hinge runner



This now gives access to the front of the sash from indoors for cleaning.



LEAF GLOSS FINISH

Polished finish reduces cleaning and maintenance and retains a cleaner look for longer helping resist airborne pollutants and moulds

LEAF HIGH TECHNOLOGY

High-tech 6-chamber frame and 4-chamber sash design intelligently uses structural PVCu for high strength

LEAF CHOICE OF FINISHES


A selection of standard colours or an extensive range of pre-finished foils are available

LEAF 100% LEAD FREE PVCU

Completely free of poisonous lead stabilisers

LEAF ENERGY EFFICIENCY

PlatinumNRG is one of the best performing products on the market, taking full advantage of the increased thermal efficiency offered by its 6-chamber frame and 4-chamber sash.





REVIVAL[®]

Timber Alternative
85mm PVCu Casement Window

STANDARD



Sculptured bead

Platinum[®]
NRG

www.platinumnrg.co.uk

HARDWARE OPTIONS



WHITE

BLACK

BRIGHT
CHROME

GOLD

ANTIQUE
BLACK

GRAPHITE

BRIGHT
BRONZE

ANTHRACITE

STANDARD FINISHES

A select range of hardware finishes are available to suit contemporary or traditional installations.

PlatinumNRG Chamfered



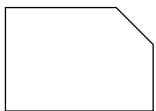
Whitegrain



Oak



Rosewood



White



Oak
on White



Rosewood
on White


PlatinumNRG Sculptured



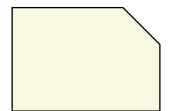
Rosewood



Oak



Black



Cream



Rosewood
on White



Oak
on White



Black
on White



Whitegrain

ADDITIONAL Hardware Options



Modern
Monkey-tail
Handle



Modern
Tear-drop
Handle



Traditional
Monkey-tail
Handle



Traditional
Tear-drop
Handle




Monkey-tail 'dummy' peg-and-stay



OPTIONAL FINISHES

A wide range of woodgrain and coloured-foil options are available for either or both internal and external faces or even differing frames



FlushSASH


Based on the thermally efficient PlatinumNRG FlushSASH system, Revival offers the realism of a pre-1930's timber window combined with 21st century benefits – featuring a number of exclusive enhancements.

Optional Casement Sash

Although Revival is popular with a FlushSASH to replicate timber, the Revival frame will also accept any of our standard rebated sashes

Deep Timber-look Cill

Another exclusive to PlatinumNRG, our 50mm thick cill is 163mm wide and features traditional throat drip detailing for a realistic timber effect.



Deep Reveal

Revival deep frame allows for an internal platform, to which a fully operational peg and stay can be fitted for an even more authentic finish.

Exclusive 85mm outer frame

Only available from PlatinumNRG, Revival's outer frame contains 7 chambers for optimal thermal performance and strength.

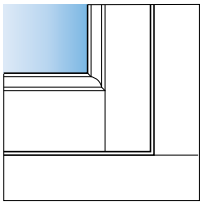
Optional Deep Bottom Rail

Revival replicates the butt-jointed, deep frame sections found on many older properties and retains the character and aesthetics of your home.

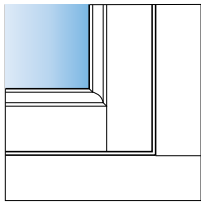
Monkey-tail 'working' peg-and-stay



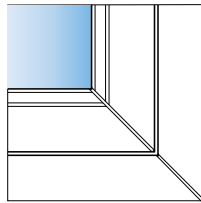
REVIVAL APPLICATIONS



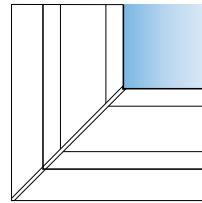
Revival
flushSASH DBR
Fully-Mechanical



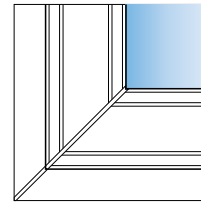
Revival
flushSASH
Fully-Mechanical



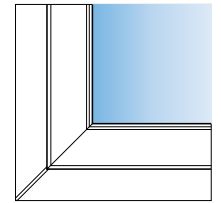
Revival
flushSASH
Welded



Revival
slimSASH
Welded



Revival
Sculptured
Welded



Revival
Aluminium



GLOSS FINISH

Polished finish reduces cleaning and maintenance and retains a cleaner look for longer helping resist airborne pollutants and moulds

HIGH TECHNOLOGY

High-tech multi-chamber design intelligently uses structural PVCu for high strength in both the sash and the frame

CHOICE OF FINISHES

A selection of standard colours or an extensive range of pre-finished foils are available

100% LEAD FREE PVCu

Completely free of poisonous lead stabilisers

UNIQUE SCULPTURED FRAME


Intelligent design allows any sash from the Platinum NRG range to be used with the Revival frame and cill.

CHAMFERED or SCULPTURED SASH

A choice of either a chamfered or a more traditional sculptured sash are available

ENERGY EFFICIENCY

PlatinumNRG is one of the best performing products on the market, taking full advantage of the increased thermal efficiency offered by its multi-chamber profile.





slimSASH

Slim 70mm PVCu Casement Window



STANDARD



6-chamber profile

STANDARD



Chamfered bead

OPTIONAL



Sculptured bead

Platinum[®]
NRG

www.platinumnrg.co.uk

HARDWARE OPTIONS



WHITE

BLACK

BRIGHT
CHROME

GOLD

ANTIQUE
BLACK

GRAPHITE

BRIGHT
BRONZE

ANTHRACITE

STANDARD FINISHES

A select range of hardware finishes are available to suit contemporary or traditional installations.

PlatinumNRG[®] Chamfered



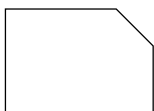
Whitegrain



Oak



Rosewood



White



Oak
on White



Rosewood
on White

PlatinumNRG[®] Sculptured



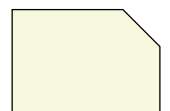
Rosewood



Oak



Black



Cream



Interior
Rosewood
on White



Interior
Oak
on White



Interior
Black
on White



Whitegrain

OPTIONAL FINISHES

A wide range of woodgrain and coloured-foil options are available for either or both internal and external faces or even differing frames and sashes.



STANDARD Easy-Clean Hinges



The Easy-Clean hinges enable the sash to be opened at 90 degrees



By pressing down on the purple button, the sash is released and can slide along its hinge runner



This now gives access to the front of the sash from indoors for cleaning.

slimSASH

Fusion-welded frame

Ultra-low profile glazing gasket means gasket is almost invisible

Adjustable friction stays for top-hung windows.
Easy-clean/ fire escape friction stays for side-hung windows

High security, multi-point locking system comprising of roller-cam bolts, twin shoot-bolts and optional hinge bolts

Push-button, key lockable handles, available in a choice of colours incorporating an additional, lockable night vent position

A choice of either black, white or grey, warm edge spacer bar

Slimline profile minimises the frame thickness and maximises the glass area

High-impact modified PVCu to prevent cracking with age or extreme cold

Internally glazed for enhanced security

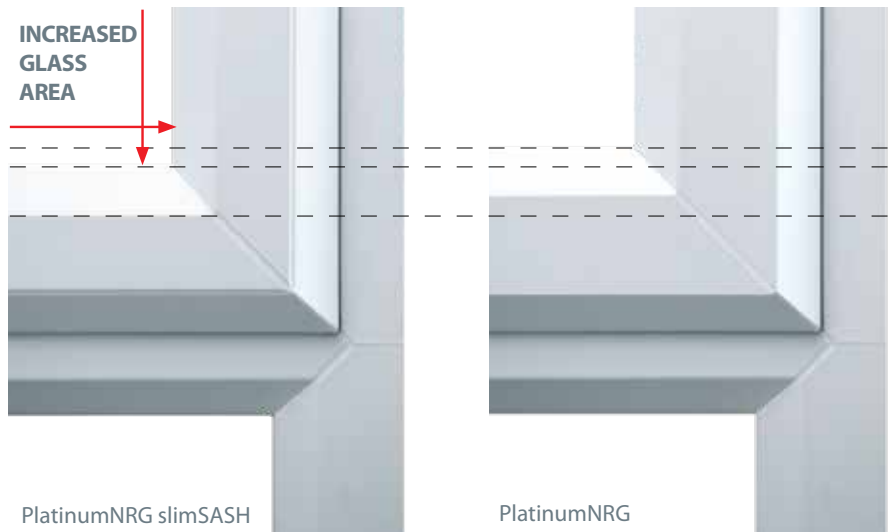
Double-glazed unit uses clear **SGG Planitherm TOTAL+** energy glass, to achieve maximum amounts of incoming light, and an 'A' Energy Rating

**Platinum**[®]
NRG

www.platinumnrg.co.uk

The key-feature of the PlatinumNRG[®] SlimSASH casement window is the reduced sash width compared to standard 70mm windows.

This slimmer design allows for a greater glass area meaning more daylight coming in and a better view out.



PlatinumNRG slimSASH

PlatinumNRG

NEW slimSASH PROFILE

Slimmer sash allows an extra 10mm of glass thereby increasing your view from the inside and the amount of light coming in from the outside.

GLOSS FINISH

Polished finish reduces cleaning and maintenance and retains a cleaner look for longer, helping resist airborne pollutants and moulds

HIGH TECHNOLOGY

High-tech 6-chamber design intelligently uses structural PVCu for high strength in both the sash and the frame

CHOICE OF FINISHES

A selection of standard colours or an extensive range of pre-finished foils are available

100% LEAD FREE PVCu

Completely free of poisonous lead stabilisers

TRIPLE GLAZING


Also available with a triple-glazed sealed unit

ENERGY EFFICIENCY*

KEEPING THE HEAT IN

PlatinumNRG[®] SlimSASH is one of the best performing products on the market, taking full advantage of the increased thermal efficiency offered by its six chamber profile.

KEEPING THE COLD OUT



*available up to A++



NRG tilt&TURN

70mm PVCu Tilt and Turn Window



Platinum[®]
NRG

OPTIONAL



Chamfered bead

OPTIONAL



Sculptured bead

www.platinumnrg.co.uk

NRG tilt&TURN

Platinum[®]
NRG

HARDWARE OPTIONS

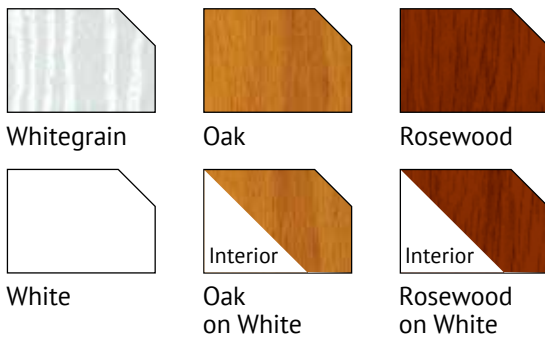


TILT & TURN HANDLES

The Tilt and Turn handles control whether the sash tilts or turns. The handle turned at 90° will allow the sash to tilt. Turning the handle 180° prevents the tilting movement but releases the lower hinge to allow the whole sash to open as a conventional side-hung window, although the sash will swing internally as opposed to externally.

STANDARD FINISHES

PlatinumNRG[®] Chamfered



PlatinumNRG[®] Sculptured



OPTIONAL FINISHES

A wide range of woodgrain and coloured-foil options are available for either or both internal and external faces or even differing frames and sashes.



SCULPTURED PROFILE

A section through our 'Sculptured' profile window

NRG tilt&TURN

The Tilt and Turn window has long been the window of choice for most of Europe. Where the UK market is used to having a smaller 'vent' window over the main opening sash, the Tilt and Turn offers the same ventilation qualities as a traditional UK style window yet incorporates them within one sash. This gives a cleaner, simpler design that suits the aesthetics of more contemporary properties. The advantages of the sashes opening inwards make them ideal for flats and apartments or anywhere that would necessitate outside access.



EASY CLEAN

As each sash opens inwards, it means you can clean the external face of the windows from indoors - no ladders, no hassle. This makes them ideal for inaccessible locations where a ladder wouldn't be able to reach.



BOTTOM - HINGED TILT FOR VENTILATION

VENTILATION

The tilt position is excellent for ventilation even during adverse conditions as it will minimise rain or wind entering. Air is guided upwards so as to reduce draught but enables circulation as the cooler, denser air falls. For maximum ventilation, sashes can be swung fully open as on a typical side-hung window.



SIDE-HUNG FOR EGRESS AND CLEANING

CONCEALED HINGES

The windows have a concealed hinges option rather than the standard surface-mounted hinge.

**Platinum**
NRG

www.platinumnrg.co.uk

NRG tilt&TURN

Platinum[®]
NRG



Side-hung opening
or bottom-hung -
Tilt & Turn windows
offer the greatest
practicality next to
standard casement
windows.



GLOSS FINISH

Polished finish reduces cleaning and maintenance and retains a cleaner look for longer helping resist airborne pollutants and moulds

HIGH TECHNOLOGY

High-tech 4-chamber design intelligently uses structural PVCu for high strength in both the sash and the frame

CHAMFERED or SCULPTURED

A choice of either a modern chamfered profile (shown) or a more traditional sculptured profile

CHOICE OF FINISHES

A selection of standard colours or an extensive range of pre-finished foils are available

100% LEAD FREE PVCu

Completely free of poisonous lead stabilisers

ENERGY EFFICIENCY

PlatinumNRG is one of the best performing products on the market, taking full advantage of the increased thermal efficiency offered by its four chamber profile.

